



McAfee Security Suite Installation Guide

Table of Contents

| | |
|----------------------------------|----|
| Introduction & Preparation | 3 |
| Access & Sign-In | 5 |
| Download..... | 7 |
| Installation | 11 |

Introduction & Preparation

Comcast is pleased to provide you with state-of-the-art McAfee Security included with your Comcast High-Speed Internet Service. This demonstration will guide you on how to access, download, and install your complimentary McAfee Security tools.

To get started, go to Comcast's main security page at www.comcast.net/security and **click on the Get McAfee now button.**

comcast.net Security

Security Home Get Protected Get Smart Get Help

Outreach Our Policies Glossary More Comcast

Get Protected

The all-new McAfee® Security Suite gives you a whole series of tools to help keep you, your family and your home computers safe, protected and virus-free. It's an all-in-one, comprehensive, easy-to-install solution and a \$120 value, included FREE with your Comcast High-Speed Internet subscription. No strings.

Get McAfee Now

Already Protected? McAfee Existing Users Click Here!
Get help now - McAfee Online Support
Live McAfee Rep Chat

Also, make sure to download the Comcast Toolbar. It works directly in your browser and helps protect against phishing, spyware and pop-ups.

Get the Toolbar Now

Get Smart

Spotlight

Learn how to keep your PC performing with McAfee® Virus Scan.

[Learn More](#)

Global Security threat level

Critical

[View the Latest Security Alerts](#)

Security News

[Active Exploitation of Adobe Reader Vulnerabilities](#)

[More News](#)

TOP 10

Top 10 Things You Should Do to Protect Yourself

Print our easy [checklist](#)

Help with McAfee Security Suite

- [Installation and common problems](#)
- [Download the McAfee Virtual Technician](#)
- [How do I download the McAfee Security](#)

How to Report Online Security Issues:

- [Report Online Child Endangerment](#)

You will be directed to the McAfee Security Suite page, where you will find information on how to sign-in, download and install the McAfee Security tools.

comcast.net Welcome, Guest Sign In My Account

comcast.net Security

Comcast Presents the All-New McAfee Security Suite

State-of-the-art Security included Free with your Comcast High-Speed Internet Service, now quicker and easier to install!

[Download Now](#)

Enjoy a Worry Free Online Experience! Comcast's all new, comprehensive security suite, powered by McAfee, helps protect your computer from viruses, email scams, hackers and online predators, and helps keep your identity protected online. Best of all, it's simple to use, easy to install and is a \$120 value included at no additional cost with your Comcast High-Speed Internet Service. All you need is your comcast.net email address and password to get started!

Benefits & Features:

Improved Features:

- McAfee SecurityCenter makes it simple to review your PC security status, check for update and fix Potential security issues.
- Virus Protection is award-winning protection that provides on-access scanning that blocks viruses, worms, Trojans and unwanted programs before they install on your computer.
- Firewall Protection automatically monitors activity, and lets you hide your presence on the internet to make your computer invisible to malicious hackers.

Additional Benefits

- Identity Theft Protection guards your identity when you are online. McAfee Password Vault provides a safe place to store your confidential passwords.
- McAfee Image Analysis keeps offensive content and pictures away from your children.
- McAfee Network Manager monitors PCs

Before you install:

Please be sure to take the following actions:

- Disable pop-up blockers [Learn More](#)
- Confirm that your IE browser security is set to Medium [Learn More](#)
- Uninstall any existing security software [Learn More](#)
- View complete instructions on these steps and the download process [Learn More](#)

Review the minimum [system requirements](#).

Have your Comcast.net email address and password ready:

- If you are not already signed into Comcast.net, you will be required to sign-in continue. Please [click here](#) to chat with a live Comcast support representative.

Live Rep Chat McAfee Help New Users Existing Users

System Requirements:

Important:
Your Operating System must be designed and tested to support English languages. This product does not support any versions of Windows prior to Windows 2000.

Microsoft® Windows 2000 Service Pack 4, Windows XP, Windows VISTA

Before you get started, you will need to do a few things to prepare for the installation.

- If you have a pop-up blocker, you will need to disable it.
- Confirm that your Internet Explorer browser security is set to Medium.
- Uninstall your existing non-McAfee security software. Click “Learn More” if you need additional information about any of these steps.
- Review the minimum system requirements to be sure the security suite will work with your system.

Access & Sign-In

To access the McAfee Security Suite, select the “Download Now” button on this page.

The screenshot shows the Comcast.net Security page. The main heading is "Comcast Presents the All-New McAfee Security Suite". Below this, there is a "Download Now" button with a green checkmark, which is highlighted with a red rectangular box. To the right of the main content, there is a "Before you install:" section with a list of actions to take before installation, including disabling pop-up blockers, confirming IE browser security settings, and uninstalling existing security software. Below that is a "System Requirements:" section with an "Important:" note about operating system support (Microsoft Windows 2000 Service Pack 4, Windows XP, Windows VISTA).

You must be signed into your Comcast.net account to continue with the download.

The screenshot shows the Comcast sign-in page. The "Sign in" section has fields for "User Name:" and "Password:", a "Remember me on this computer" checkbox, and a "Sign In" button. To the right of the "Sign In" button is a link that says "Forgot your password? Need help signing in?". This link is highlighted with a red rectangular box. To the right of the sign-in form is an advertisement for "comcast.net Shopping" with a search bar and a "Search" button.

- If you are not already signed into your Comcast.net account, you will be asked to do so now.
- If you know your Comcast.net user name and password, enter it now and click the Sign In button.
- If you do not know your user name and password, click on the ‘Need help signing in?’ link to the right of the sign in button.

Please review the McAfee End User License Agreement and click I Agree to proceed with your download.



McAfee Security Suite

My Account Log Out

McAfee User License Agreement

- McAfee End User License Agreement.** This End User License Agreement (the "Agreement") is a legal agreement between you (either an individual or an entity) and McAfee, Inc (the "Company") regarding the use of Company's software and/or services, as the case may be, which may include user documentation provided in "online" or electronic form (the "Software"). BEFORE YOU CLICK ON THE "I AGREE" BUTTON BELOW THIS AGREEMENT, CAREFULLY READ THE TERMS AND CONDITIONS OF THIS AGREEMENT. BY CLICKING ON THE "I AGREE" BUTTON, YOU ARE CONSENTING TO BE BOUND BY AND ARE BECOMING A PARTY TO THIS AGREEMENT. IF YOU DO NOT AGREE TO BE BOUND BY ALL OF THE TERMS AND CONDITIONS OF THIS AGREEMENT, CLICK THE "I DISAGREE" BUTTON AND THE SOFTWARE WILL NOT BE DOWNLOADED TO YOUR COMPUTER.
- Grant of License.** During the term of your subscription license, your compliance with the terms and conditions of this Agreement permits you to use one copy of the specified version of the Software, for internal purposes only, on only one computer, and only by one user, at a time. Your right to use this Software is dependent on your continued subscription to Comcast High Speed Internet Services. At such time as you terminate your subscription the license to this Software shall terminate. Your right to use is non-exclusive. The Software is "in use" on a computer when it is loaded into the temporary memory (i.e. RAM) or installed into the permanent memory (e.g., hard disk, CD-ROM, or other storage device) of that computer. We reserve all rights not expressly granted herein.
- Copyright.** The Software is owned by Company or its suppliers or licensors and is protected by United States copyright laws and international treaty provisions. We (and our suppliers and licensors) own and retain all right, title and interest in and to the Software, including patents, trademarks, copyrights, trade secrets and other intellectual property rights embodied or contained therein. Therefore, you may not use, copy, or distribute the Software without written authorization.
- Restrictions.** You may not rent, lease, license, or loan the Software, retain no copies, and the recipient agrees to be bound by the terms and conditions of this Agreement. You may not reverse engineer, decompile, or disassemble the Software, except to the extent the foregoing restriction is expressly prohibited by applicable law. You may not make error corrections to, or otherwise adapt or modify, or create derivative works based upon the Software.
- NO WARRANTIES.** THE SOFTWARE IS PROVIDED "AS-IS" WITHOUT ANY WARRANTY WHATSOEVER. YOU ASSUME ALL RISKS AND RESPONSIBILITIES FOR SELECTION OF THE SOFTWARE TO ACHIEVE YOUR INTENDED RESULTS, AND FOR THE INSTALLATION OF, USE OF, AND RESULTS OBTAINED FROM THE SOFTWARE. THE COMPANY MAKES NO WARRANTY THAT THE SOFTWARE WILL BE ERROR FREE OR FREE FROM INTERRUPTION OR FAILURE, OR THAT IT IS COMPATIBLE WITH ANY PARTICULAR HARDWARE OR SOFTWARE, TO THE MAXIMUM EXTENT PERMITTED BY APPLICABLE LAW. THE COMPANY DISCLAIMS ALL WARRANTIES, EITHER EXPRESS OR IMPLIED, INCLUDING BUT NOT LIMITED TO IMPLIED WARRANTIES OF MERCHANTABILITY, FITNESS FOR A PARTICULAR PURPOSE, AND NON-INFRINGEMENT WITH RESPECT TO THE SOFTWARE AND THE ACCOMPANYING WRITTEN MATERIALS. SOME STATES DO NOT ALLOW LIMITATIONS ON IMPLIED WARRANTIES, SO THE ABOVE LIMITATION MAY NOT APPLY TO YOU. YOU HEREBY ACKNOWLEDGE THAT THE SOFTWARE MAY NOT BE AVAILABLE OR BECOME UNAVAILABLE DUE TO ANY NUMBER OF FACTORS INCLUDING, WITHOUT LIMITATION, PERIODIC SYSTEM MAINTENANCE, SCHEDULED OR UNSCHEDULED, ACTS OF GOD, TECHNICAL FAILURE OF THE SOFTWARE, TELECOMMUNICATIONS INFRASTRUCTURE, OR DELAY OR DISRUPTION ATTRIBUTABLE TO VIRUSES, DENIAL OF SERVICE ATTACKS, INCREASED OR FLUCTUATING DEMAND, ACTIONS AND OMISSIONS OF THIRD PARTIES, OR ANY OTHER CAUSE REASONABLY BEYOND THE CONTROL OF THE COMPANY. THEREFORE, THE COMPANY EXPRESSLY DISCLAIMS ANY EXPRESS OR IMPLIED WARRANTY REGARDING SYSTEM AND/OR SOFTWARE AVAILABILITY, ACCESSIBILITY, OR PERFORMANCE.
- LIMITED LIABILITY; NO LIABILITY FOR CONSEQUENTIAL DAMAGES.** YOU ASSUME THE ENTIRE COST OF ANY DAMAGE RESULTING FROM YOUR USE OF THE SOFTWARE AND THE INFORMATION CONTAINED IN OR COMPILED BY THE SOFTWARE, AND THE INTERACTION (OR FAILURE TO INTERACT PROPERLY) WITH ANY OTHER HARDWARE OR SOFTWARE WHETHER PROVIDED BY THE COMPANY OR A THIRD PARTY, TO THE MAXIMUM EXTENT PERMITTED BY APPLICABLE LAW. IN NO EVENT WILL THE COMPANY OR ITS SUPPLIERS OR LICENSORS BE LIABLE FOR ANY DAMAGES WHATSOEVER, INCLUDING WITHOUT LIMITATION, DAMAGES FOR LOSS OF BUSINESS PROFITS, BUSINESS INTERRUPTION, LOSS OF BUSINESS INFORMATION, LOSS OF GOODWILL, WORK STOPPAGE, HARDWARE OR SOFTWARE DISRUPTION, IMPAIRMENT OR FAILURE, REPAIR COSTS, TIME VALUE OR OTHER PECUNIARY LOSS) ARISING OUT OF THE USE OR INABILITY TO USE THE SOFTWARE, OR THE INCOMPATIBILITY OF THE SOFTWARE WITH ANY HARDWARE, SOFTWARE OR USAGE, EVEN IF YOU HAVE BEEN ADVISED OF THE POSSIBILITY OF SUCH DAMAGES. IN NO EVENT WILL COMPANY'S TOTAL LIABILITY TO YOU FOR ALL DAMAGES IN ANY ONE OR MORE CAUSE OF ACTION, WHETHER IN CONTRACT, TORT OR OTHERWISE, EXCEED THE AMOUNT PAID BY YOU FOR THE SOFTWARE. BECAUSE SOME STATES DO NOT ALLOW THE EXCLUSION OR LIMITATION OF LIABILITY FOR CONSEQUENTIAL OR INCIDENTAL DAMAGES, THE ABOVE LIMITATION MAY NOT APPLY TO YOU.
- U.S. Government-Restricted Rights.** The Software and accompanying documentation are deemed to be "commercial computer Software" and "commercial computer Software documentation," respectively, pursuant to DFAR Section 227.7202 and FAR Section 22.122, as applicable. Any use, modification, reproduction, release, performance, display or disclosure of the Software and accompanying documentation by the U.S. Government will be governed solely by the terms of this Agreement and will be prohibited except to the extent expressly permitted by the terms of this Agreement.
- Export Restrictions.** You may not download, export, or re-export the Software (s) into, or to a national or resident of, any country to which the United States has embargoed goods, or (b) to anyone on the United States Treasury Department's list of Specially Designated Nationals or the U.S. Commerce Department's Table of Deny Orders or (c) in contravention of United States or other applicable law. By downloading or using the Software, you are representing and warranting that you are not located in, under the control of, or a national or resident of any such country or on any such list. You acknowledge that it is your sole responsibility to comply with any and all government export and other applicable laws, regulations and rules and that the Company has no further responsibility for such after the initial license to you.
- Your Information and the Company's Privacy Policy.** By entering into this Agreement, you agree that the Company may collect and retain information about you, including your name, email address. The Company employs other companies and individuals to perform functions on its behalf. Examples include fulfilling orders, delivering packages, sending postal mail and e-mail, removing negative information from customer lists, analyzing data, providing marketing assistance, and providing customer service. They have access to personal information needed to perform their functions, but may not use it for other purposes. The Company publishes a privacy policy on its web site and may amend such policy from time to time, in its sole discretion. You should refer to the Company's privacy policy prior to agreeing to this Agreement for a more detailed explanation of how your information will be stored and used by the Company. The Company's privacy policy is provided as a courtesy to you for informational purposes only and contains statements of the Company's present guidelines and goals with respect to the collection, retention and use of data the Company may obtain from your purchase or use of the Software. The Company does not make any and hereby disclaims to the maximum extent allowed by law any and all covenants, representations and warranties with respect to its compliance with the statements of intent contained in the Company's privacy policy.
- During the term of your license agreement if you cancel your subscription service with Comcast, your software license subscription with McAfee will also be canceled. The term of your subscription license is the length of your High Speed Internet Access service with Comcast Cable Communications.
- General.** This Agreement is governed by the laws of the United States and the State of California, without reference to conflict of laws principles. The application of the United Nations Convention of Contracts for the International Sale of Goods is expressly excluded. This Agreement shall not be subject to the Uniform Commercial Code. Any dispute between you and the Company regarding this Agreement will be subject to the exclusive venue of the state and federal courts in the county of Santa Clara, state of California, USA. This Agreement is the entire agreement between you and Company and supersedes any other communications, oral or written, or advertising with respect to the Software and documentation. If any provision of this Agreement is held invalid, the remainder of this Agreement will continue in full force and effect. No provision hereof shall be deemed waived or modified except in a written addendum signed by an authorized representative of the Company.

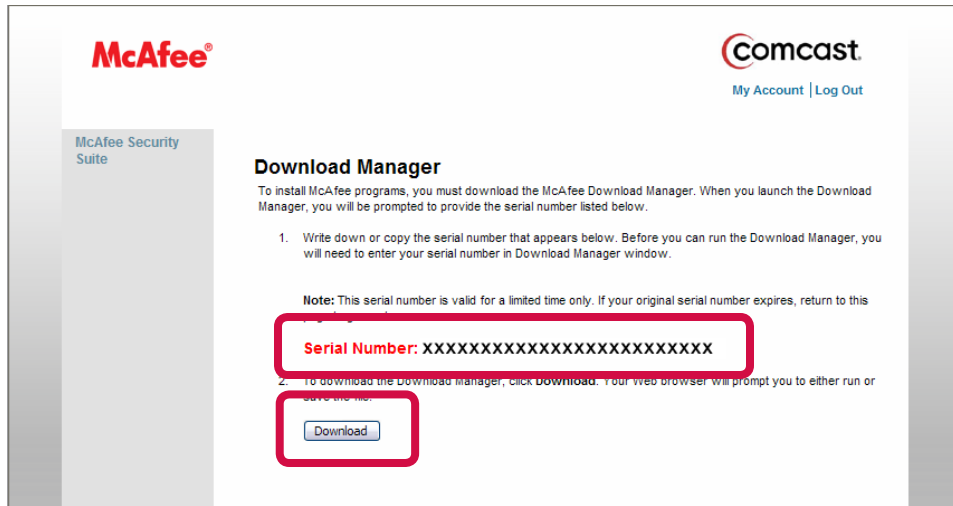
Contact Information. Should you have any questions concerning this Agreement, or if you desire to contact the Company for any reason, please call (408) 992-8599, fax (972) 963-7485, or write: McAfee Corporation, 3665 Freedom Circle, Santa Clara, California 95054. <http://www.mcafee.com>

We do not share your information with anyone without your consent. [Read our Privacy Policy.](#)

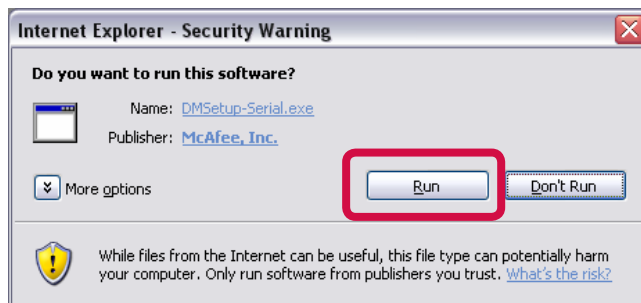
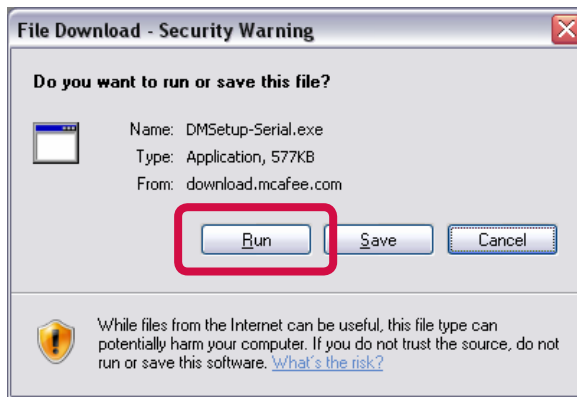
Download

Next, you will be taken to the Download Manager instruction page.

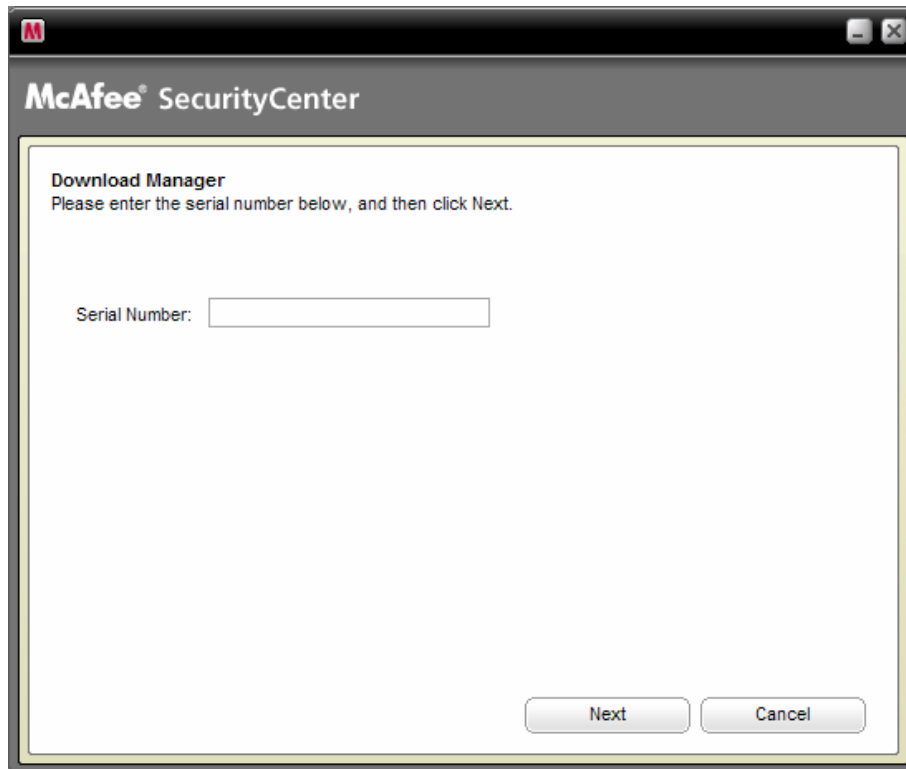
- Please write down your serial number. You may be asked for it later.
- In addition, review all of the instructions on this page.
- To install McAfee programs, you need to use the McAfee Download Manager. Click the Download button to download it.

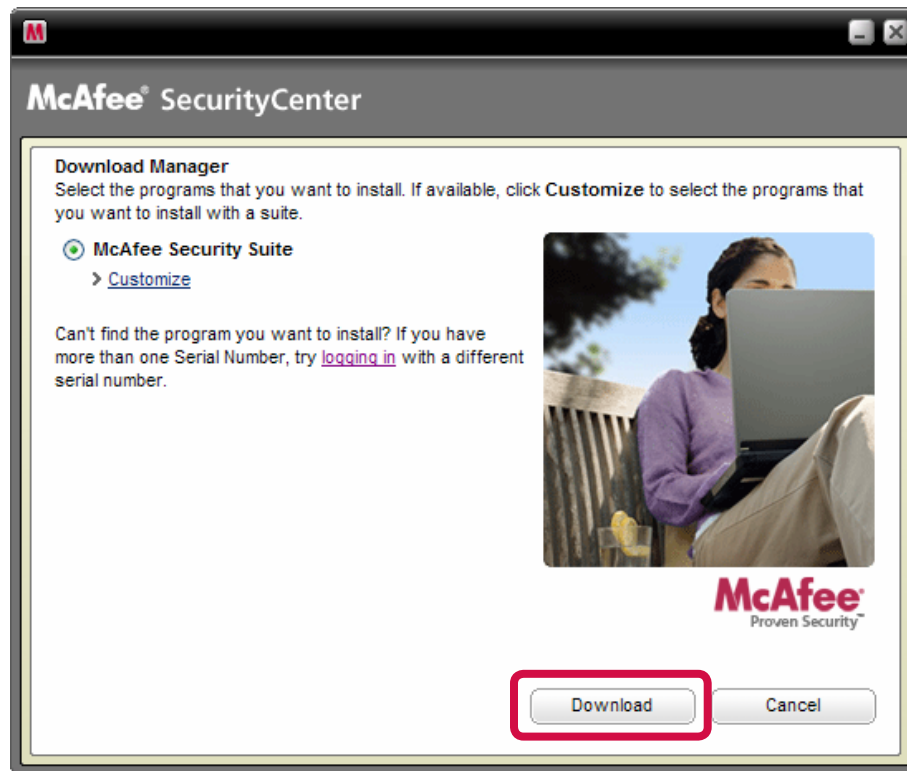


Click the Run button each time you are prompted to proceed with the download.



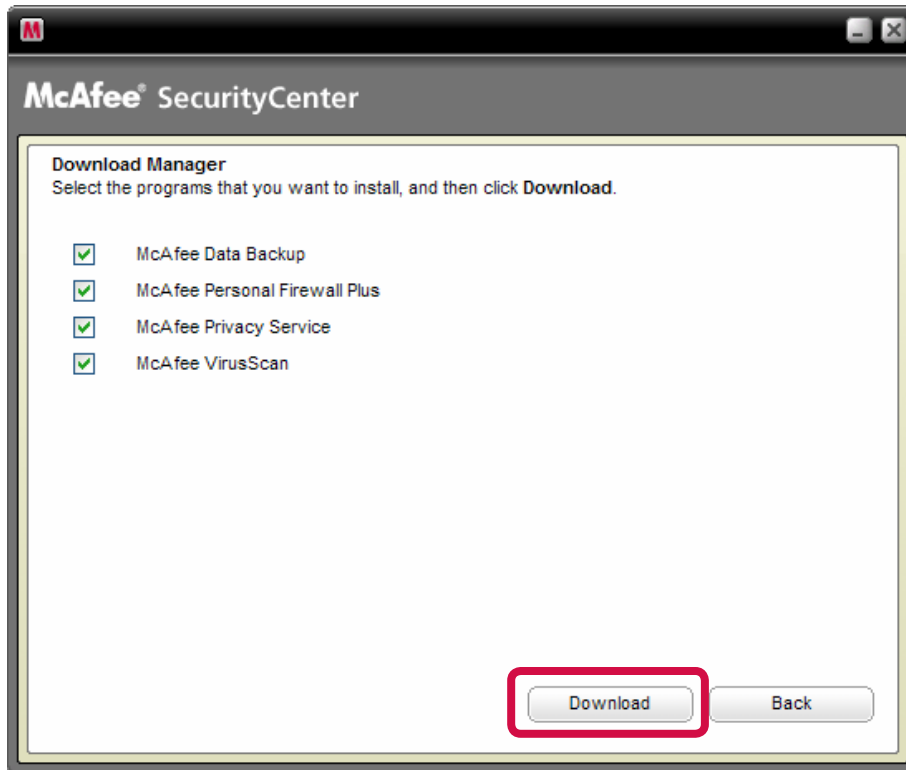
If you're asked to enter your serial number, please enter it here, and then click Next.





- If you are a new McAfee user, you will only see one program listed - McAfee Security Suite. Please select this program.
- If you are an existing McAfee user, you may see previously installed products listed underneath Security Suite. Make sure you select Security Suite to ensure you have the most complete protection.
- Both new and existing users can click Customize to customize your security suite installation. Or, click the Download button to start a standard download.

If you choose to customize your installation, uncheck the boxes to identify any components you do not wish to install. Then click Download.

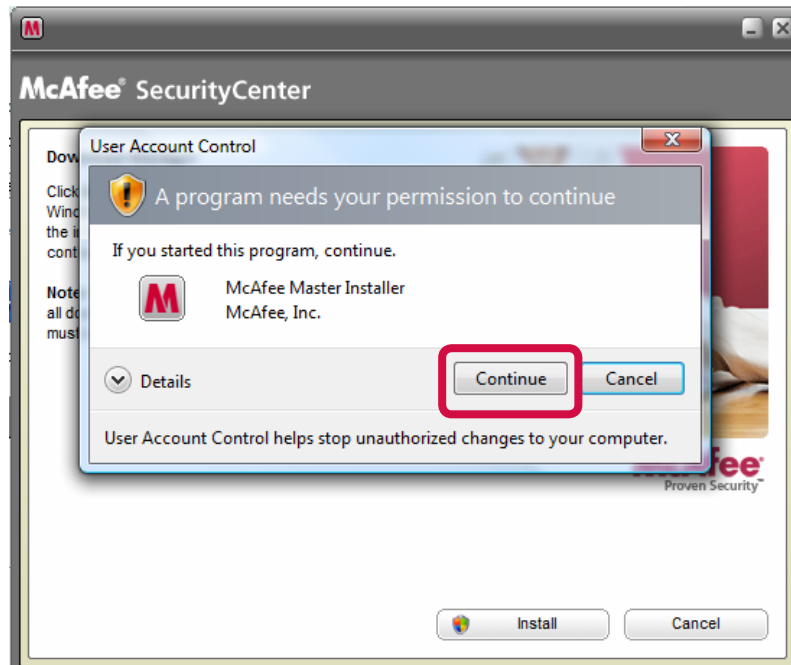


You will see this status screen as the software begins to download



Installation

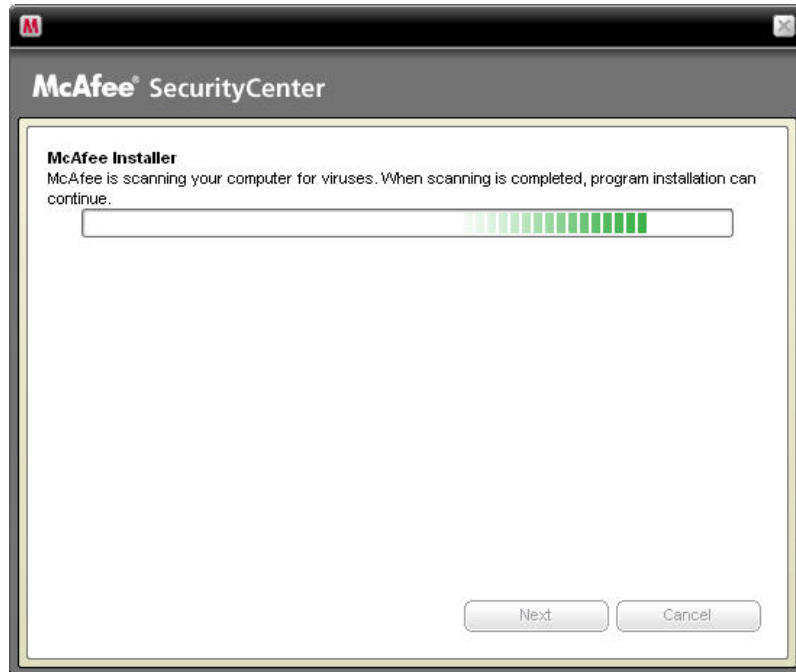
If you have the Windows Vista operating system, you will be prompted to give McAfee permission to install. Click **Install** and then **Continue** to begin the installation process.



McAfee can create a desktop icon to launch the program. The program can give us feedback to help optimize and improve our products. You can uncheck either of these options if you don't want them. Then click Next.



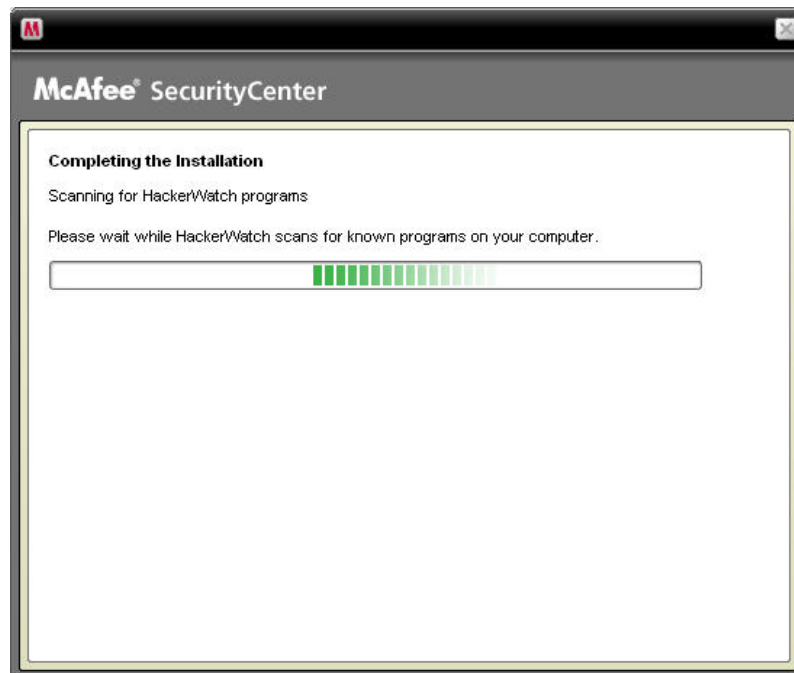
You will see this screen as the software preps your system for installation.



The installation status window will show you the progress of your installation. The programs will all install automatically.



You will see this screen as the software scans your programs and creates the appropriate Firewall settings.



Your installation is now complete! Just click the Finish button. You may be asked to restart your system.



Your computer is now protected from viruses and spyware, and you have a powerful toolkit with McAfee software that will help keep your computer safe, secure and healthy.